

# Straphangers Campaign

## R SUBWAY LINE PROFILE



The R line ranks tied for 13th place out of the 21 subway lines rated by the Straphangers Campaign. Our ranking is based on the MTA New York City Transit data below, using a method described at [www.straphangers.org](http://www.straphangers.org).

**Straphangers Campaign MetroCard Rating \$1.00**

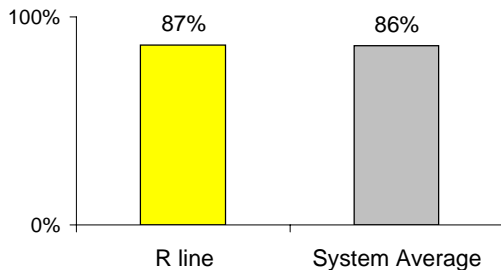
### The R line is scheduled to come less often than the average line...

scheduled minutes between weekday trains as of December 2007

	AM Rush	Noon	PM Rush	Overnight
<b>R line</b>	<b>6</b>	<b>10</b>	<b>6</b>	<b>20</b>
<b>System Average</b>	<b>5:33</b>	<b>8:20</b>	<b>5:45</b>	<b>20</b>

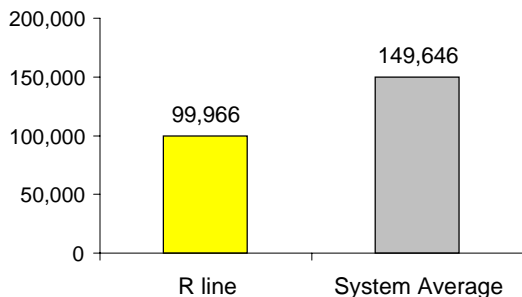
### but arrives with above-average regularity.

% of trains arriving at regular intervals (without gaps in service or train "bunching") between 6 am and 9 pm



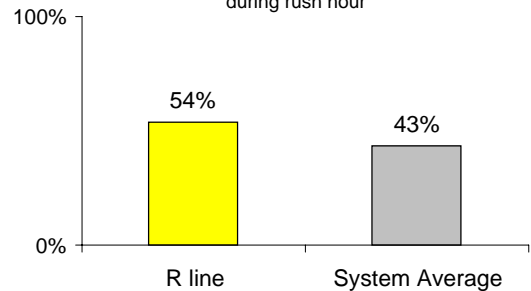
### Cars on the R break down more often than those on the average line.

average miles traveled between delays caused by mechanical failures, 2007



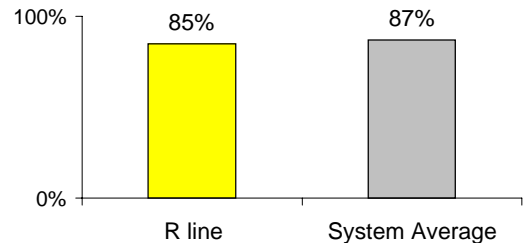
### You're more likely to get a seat on the R.

% of passengers with seats at most crowded point during rush hour



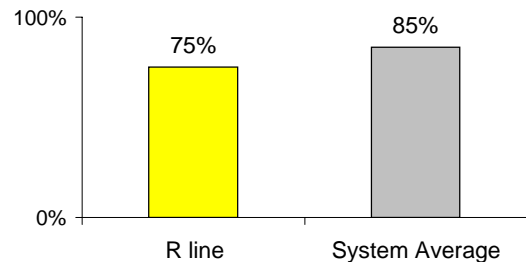
### The R line is less clean than average...

% of cars with 'light or no interior dirtiness' as defined by NYC Transit



### and performs below average on in-car announcements.

% of cars with correct announcements as defined by NYC Transit



**Suggestions? Questions? Complaints? Call (718) 927-8511**