

Straphangers Campaign

N SUBWAY LINE PROFILE



The N line ranks tied for 9th place out of the 21 subway lines rated by the Straphangers Campaign. Our ranking is based on the MTA New York City Transit data below, using a method described at www.straphangers.org.

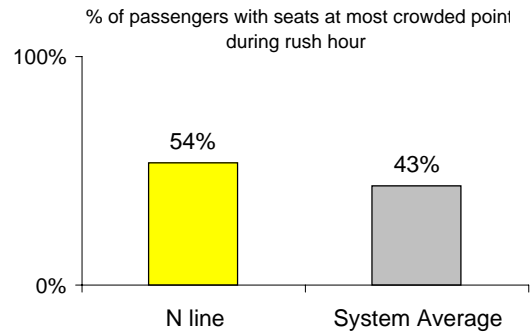
Straphangers Campaign MetroCard Rating \$1.05

The N line is scheduled to come less often than the average line...

scheduled minutes between weekday trains as of December 2007

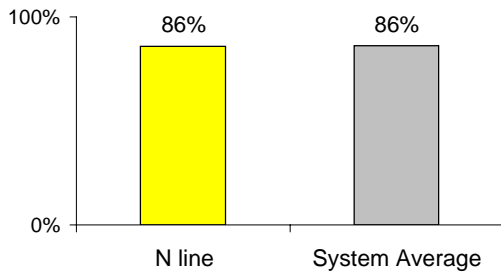
	AM Rush	Noon	PM Rush	Overnight
N line	7	10	8	20
System Average	5:33	8:20	5:45	20

You're more likely to get a seat on the N.



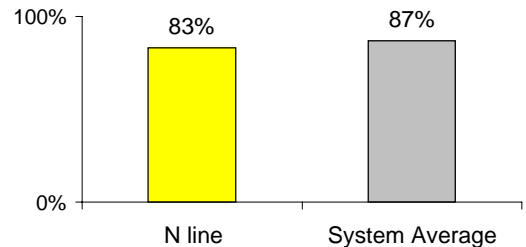
and arrives with average regularity.

% of trains arriving at regular intervals (without gaps in service or train "bunching") between 6 am and 9 pm



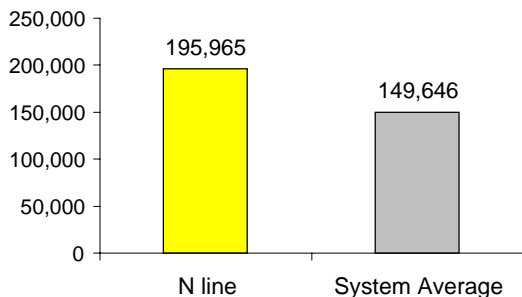
The N line is less clean than average...

% of cars with 'light or no interior dirtiness' as defined by NYC Transit



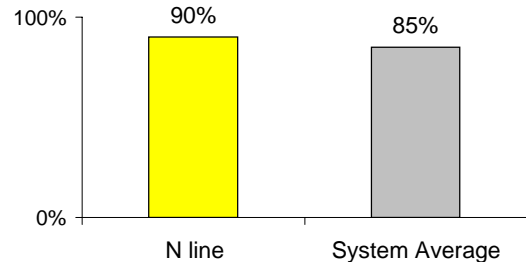
Cars on the N break down less often than those on the average line.

average miles traveled between delays caused by mechanical failures, 2007



but performs above average on in-car announcements.

% of cars with correct announcements as defined by NYC Transit



Suggestions? Questions? Complaints? Call (718) 927-8511