

Straphangers Campaign



SUBWAY LINE PROFILE

The E line ranks tied for 5th out of the 22 subway lines rated by the Straphangers Campaign. Our ranking is based on the MTA New York City Transit data below, using a method described at www.straphangers.org.



Straphangers Campaign MetroCard Rating \$1.10

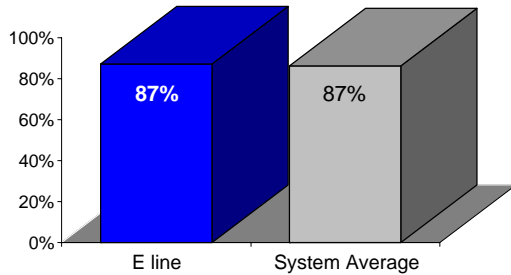
The E line is scheduled to come more often than most subway lines. . .

scheduled minutes between weekday trains as of January 2006

	AM Rush	Noon	PM Rush	Overnight
E line	4	7:30	4	20
System Average	5:33	8:26	5:48	20

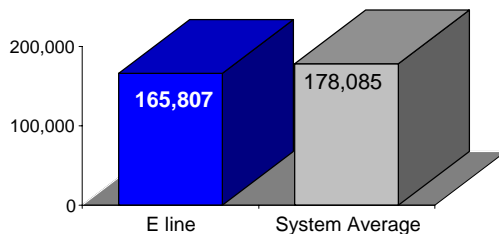
and arrives with average regularity.

% of trains arriving at regular intervals (without gaps in service or train "bunching") between 6 a.m. and 9 p.m.



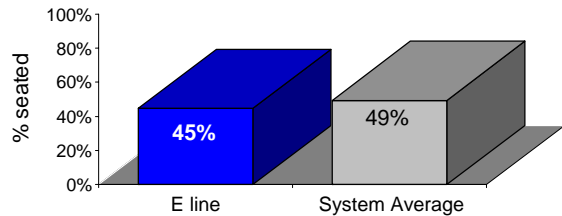
Cars on the E line break down more often than those on the average line.

average miles traveled between delay: caused by mechanical failures, 2005



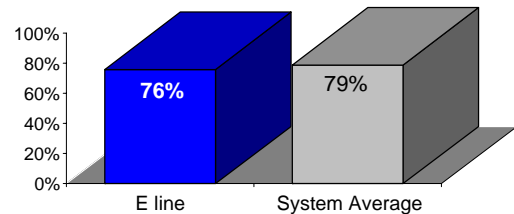
You're less likely to get a seat on the E line.

% of passengers with seats at most crowded point during rush hour



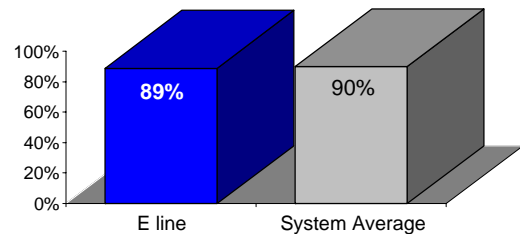
The E line is less clean than average...

% of cars with 'light or no interior dirtiness' as defined by NYC Transit



and performs below average on in-car announcements.

% of cars with correct announcements (as defined by NYC Transit)



Suggestions? Complaints? Call the E line superintendent at (718) 334-7692.